

Lynx Prime Balanced Fund of Funds


Class A

As of 2026/03/31



PRIME
INVESTMENTS

LYNX
FUND MANAGERS



Objective

The objective of the Lynx Prime Balanced Fund of Funds is to provide investors access to a diversified portfolio of collective investments across all major asset classes. The fund aims to provide investors with capital growth over the long term at a rate of inflation plus 6% measured over a rolling 3 year period.

Fund Universe

The Lynx Prime Balanced Fund of Funds is a multi-managed fund that will consist of a mix of collective investment portfolios investing in a range of asset classes locally and abroad.

Who should be investing

The fund's asset allocation is suited to investor with a moderate approach to risk. The fund conforms to Regulation 28 of the Pension Fund Act.

General Fund Information

Classification	(ASISA) South African MA High Equity
Benchmark	SA CPI+6%
Fund Inception Date	2005/05/03
Class Inception Date	2020/03/27
Domicile	South Africa
Base Currency	Rand
JSE Code	PMLXBA
ISIN Number	ZAE000285300
Minimum Investment	R 5 000 lump sum (R 500 debit order)
Fund Size	R 794 312 452
NAV Price (Month-End)	R 46,91
Valuation Time	17h00 (daily)
Dealing Cut-Off Time	14h00 (daily)
Income Declaration	February, August
Income Distribution Date	3rd working day of Mar/Sep
Regulation 28	Yes
Issue Date	2026/04/20

Bi-Annual Distributions

Payment Date

Class A

*Historical distributions pertain to RWM BCI Managed that amalgamated with Prime CIS on 27 March 2020.

NAV Values

	2026-01	2026-02	2026-03
Fund	R 776 470 622	R 804 682 583	R 757 396 927

Mandate Compliance

The Fund remains within the reporting regime as at the date of this report.

Risk Profile

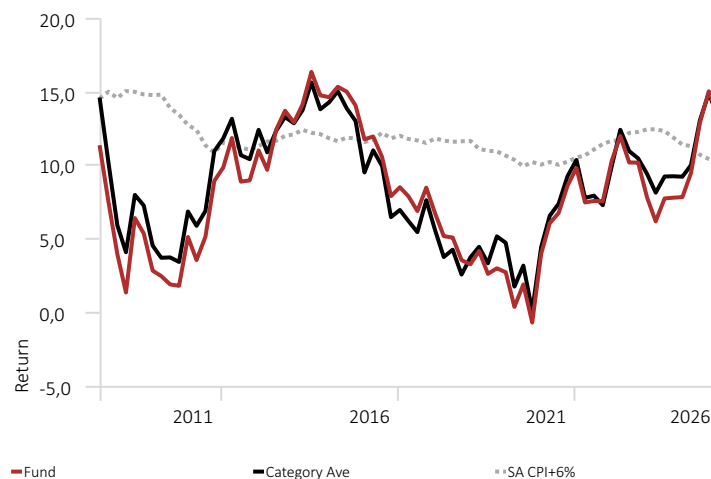
Low	Low - Medium	Medium	Medium - High	High
-----	--------------	--------	---------------	------

Investment Strategy

The Lynx Prime Collective Investments are managed on a multi-manager, multi-asset class basis. Using this approach allows us to select the best of breed managers and achieve better diversification across investment styles and asset classes. The additional diversification allows the funds to achieve their return objectives at lower risk than their peers. With the funds exhibiting lower volatility and drawdowns than their peers over time.

Our manager selection process aims to find high quality managers that use different approaches and investment styles, that when combined are able to consistently rank amongst the top performers within that assets class. i.e. this approach should ensure that our equity building block should rank amongst the top equity funds. Managers are assessed on an ongoing basis and those that fail to meet our investment criteria are replaced by a suitable substitute from our watchlist

Rolling 3 Year Returns



*A class launched in March 2020, returns shown prior to date are for class A1 (longest running share class).
**RWM BCI Managed Fund amalgamated with Prime CIS on 27 March 2020.

Historical Fees*

Total Expense Ratio (TER)	2,36%
Transaction Costs (TC)	0,26%
Total Investment Charge (TIC)	2,62%

*Historical expense ratios pertain to RWM BCI Managed that amalgamated with Prime CIS on 27 March 2020.
* Period annualised. All Fees incl VAT.

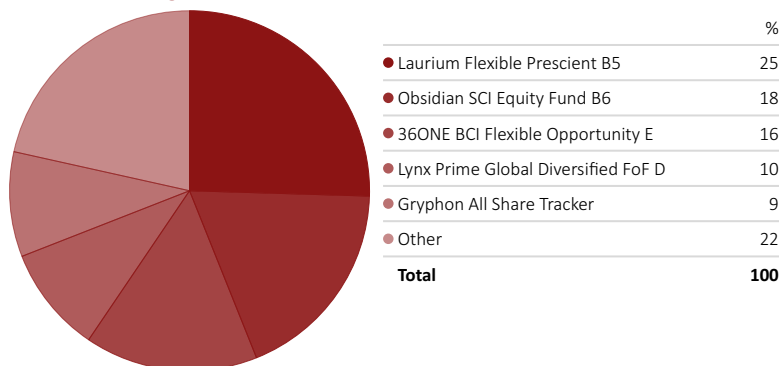
Portfolio Fees Included in TIC

Management Fee	0.125% p.a. (Excluding VAT)
Performance Fee	Not Applicable
Advisory Fee	Not Applicable
Investment Management Fee	1.35% p.a. (Excluding VAT)

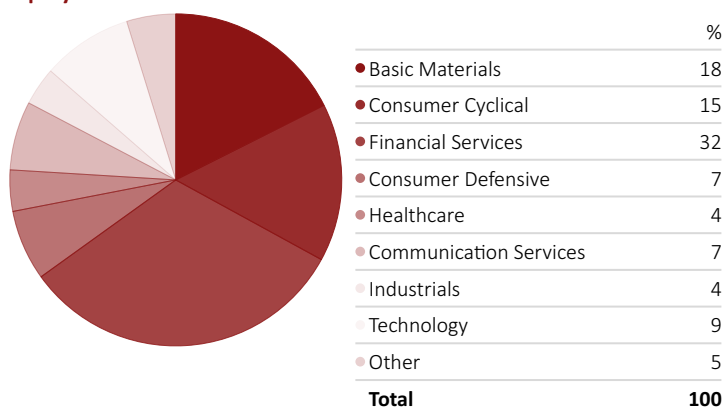
TOP HOLDINGS (LOOKTHROUGH)

	Portfolio Weighting %
Absa Group Ltd	3,1
Glencore PLC	2,3
Valterra Platinum Ltd	2,2
REPUBLIC OF SOUTH AFRICA 31/03/38 10.88%	2,2
Standard Bank Group Ltd	1,9
Firstrand Ltd	1,7
Prosus NV Ordinary Shares - Class N	1,7
Laurium Global Active Equity A7 USD	1,7
REPUBLIC OF SOUTH AFRICA 31/01/37 8.5%	1,5
Anglogold Ashanti PLC	1,4

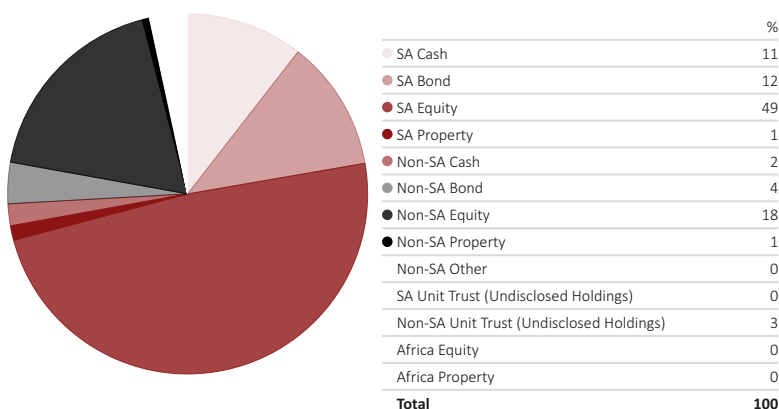
Portfolio Holdings



Equity Sector Breakdown



Asset Allocation



Historical Returns*

	Fund	Cat Ave	Benchmark
YTD	-1,4	-1,5	2,2
1 Year	18,5	16,2	9,1
3 Years	13,1	12,6	10,1
5 Years	10,3	10,7	11,1
10 Years	7,9	8,1	10,9

*Periods longer than 1 year have been annualised. Returns quoted are net of fees.

Risk Statistics - Since Inception*

	Fund	Cat Ave
Std Dev	7,8	7,9
Sortino Ratio	0,5	0,6
Max Drawdown	-19,6	-16,8
% Positive Months	66,9	67,3
Sharpe Ratio	0,3	0,4
Highest Monthly Gain	8,7	9,6
Highest Monthly Loss	-8,6	-10,0

* Inception date of the portfolio. A class launched on 27 March 2020, returns shown prior to this date are for class A1 (longest running share class).

Monthly Performance*

	Jan	Feb	Mar	Apr	May	Jun	Jul	Aug	Sep	Oct	Nov	Dec	YTD
2026	1,9%	2,7%	-5,7%										-1,4%
2025	0,6%	0,4%	0,2%	2,0%	2,1%	2,1%	2,5%	1,6%	3,0%	2,2%	0,7%	2,4%	21,6%
2024	-0,3%	0,3%	0,9%	1,2%	1,7%	2,5%	2,0%	1,3%	2,7%	-0,2%	0,9%	0,9%	14,9%
2023	6,5%	-0,2%	-2,0%	1,6%	-1,3%	1,2%	0,7%	0,1%	-1,7%	-1,9%	5,0%	1,3%	9,5%
2022	-1,1%	-0,8%	-0,5%	-0,6%	-0,4%	-4,5%	2,5%	0,3%	-3,2%	4,0%	4,2%	-1,4%	-1,8%
2021	4,0%	4,2%	1,8%	1,3%	0,6%	-0,4%	1,6%	1,5%	-0,7%	2,8%	0,4%	2,9%	21,8%
2020	0,9%	-4,4%	-8,6%	8,7%	-0,3%	4,1%	1,7%	0,4%	-1,8%	-2,0%	6,5%	2,2%	6,4%
2019	0,9%	1,6%	0,3%	2,7%	-2,9%	1,1%	-0,9%	-0,9%	0,7%	1,2%	-0,7%	1,3%	4,3%
2018	0,6%	0,1%	-1,9%	3,0%	-1,4%	1,3%	0,0%	3,4%	-2,5%	-2,4%	-2,1%	0,1%	-1,9%
2017	1,0%	0,1%	0,8%	0,9%	-0,2%	-0,8%	2,0%	0,4%	0,7%	3,2%	-0,1%	-1,9%	6,1%
2016	-1,6%	-0,1%	1,9%	0,2%	2,7%	-1,5%	0,5%	0,9%	-0,4%	-0,6%	0,9%	0,4%	3,3%






*Returns are net of fees reflecting the total monthly return.

Past performance is not a reliable indicator of future results. The portfolio's share prices fluctuate and are not guaranteed. Returns may decrease or increase as a result of currency fluctuations. When making an investment in the portfolio, an investor's capital is at risk. See disclaimer and disclosures for important information regarding this Minimum Disclosure Document.

Prime Collective Investment Schemes Management Company (RF) (Pty) Ltd

 +27 (0)10 594 2100	28 Peter Place	PostNet Suite 208
 +27 (0)87 220 4547	Lyme Park	Private Bag x 9
 instructions@primeinvestments.africa.	Sandton	Benmore
 www.priminvestments.co.za	2060	2010

Portfolio Contact Details

Fund Manager	Trustee	Auditor	Investment Manager	Administrator
Lynx Fund Managers (Pty)Ltd (FSP No: 23987)	FirstRand Bank Limited	PricewaterhouseCoopers	Graphite Asset Advisory (Pty) Ltd (FSP No: 50432)	Prime Fund Services
 +27 (0)11 707 9940	 +27 (0)87 577 8730	 +27 (0)11 797 4000	 +27 (0)87 500 9200	 +27 (0)10 594 2100

Glossary of Terms

Total Investment Charge (TIC) is the sum of the Total Expense Ratio (TER) and the Transaction Costs (TC).

Total Expense Ratio (TER) is the global standard used to measure the impact that the deduction of management and operating costs has on a fund's value. It gives you an indication of the effects these costs have on the future growth of your investment portfolio. A higher TER does not necessarily imply a poor return, nor does a low TER imply a good return. Also, the current TER may not necessarily be an accurate indication of future TERs.

Transaction Costs (TC) is a necessary cost in administering the fund and impacts fund returns. It should not be considered in isolation as returns may be impacted by many other factors over time including market returns, the type of fund, the investment decisions of the investment manager and the TER. Calculations are based on actual data where possible and best estimates where actual data is not available.

Std Dev (Standard Deviation) is a statistical measure of the dispersion of returns for a given security or market index.

Sortino Ratio measures the risk adjusted return of an investment asset, portfolio, or strategy. It is a modification of the Sharpe ratio but penalizes only those returns falling below a user specified target or required rate of return, while the Sharpe ratio penalizes both upside and downside volatility equally.

Max Drawdown is the maximum loss from a peak to a trough of a portfolio, before a new peak is attained. Max drawdown is an indicator of downside risk over a specified time period.

Sharpe Ratio is a measure for calculating risk-adjusted return. It is the average return earned in excess of the risk-free rate per unit of total risk.

Disclaimer

The co-named funds (as defined in BN 778 of 2011) are registered under the Prime Collective Investment Scheme, managed by Prime Collective Investment Schemes Management Company (RF) (Pty) Ltd ("the manager") (Registration No. 2005/017098/07), a registered Collective Investment Schemes Management Company in terms of the Collective Investment Schemes Control Act 45 of 2002, supervised by the Financial Sector Conduct Authority ("FSCA"). The manager takes full responsibility for the co-named portfolio, regardless of any co-naming arrangements. Lynx Fund Managers (Pty) Ltd (FSP No: 23987) is the FSCA approved and appointed investment manager of the co-named CIS funds situated at Cedarwood House, Ballywoods Office Park, 33 Ballyclare Dr, Bryanston, Sandton, 2191 and is authorised as a Financial Services Provider.

Collective Investment Schemes ("CIS") in securities are generally medium to long term investments. The value of participatory interests or the investment may go down as well as up and past performance is not necessarily a guide to future performance. The manager does not provide any guarantee either with respect to the capital or the return of a portfolio. All CIS are traded at ruling prices and can engage in borrowing and scrip lending. The manager reserves the right to close and reopen the portfolio to new investors from time to time in order to manage them more efficiently and in accordance with its mandate.

A schedule of fees and charges and maximum commissions is available on request from the manager. Commission and incentives may be paid and if so, would be included in the overall costs. Forward pricing is used. The manager may borrow up to 10% of the market value of the portfolio to bridge insufficient liquidity. Investment performance is calculated for the portfolio and is for illustrative purposes only. The investment performance may differ for each investor as it is calculated by taking into account the initial fees, the actual investment date, the date of reinvestment of income and dividend withholding tax and all ongoing fees. Dealing prices are calculated on a net asset value and auditor's fees, bank charges and trustee fees are levied against the portfolios. Lump sum investment performances are quoted. Income distributions are in the calculations. Income is reinvested on the reinvestment date. The reinvestment of income is calculated on the actual amount distributed per participatory interest by using the ex-dividend date NAV price of the applicable class of the portfolio, irrespective of the actual reinvestment date. Performance numbers and graphs are sourced from Morningstar. NAV to NAV figures have been used.

Risk profile of the fund ranges from low risk to high risk with a low risk potentially associated with lower rewards and a high risk with potentially higher rewards. Foreign securities may be included in the portfolio from time to time and as such may result in the following risks: potential constraints on liquidity and the repatriation of funds; macroeconomic risks; political risks; foreign exchange risks; tax risks; settlement risks and potential limitations on the availability of market information. A fund of funds is a portfolio that invests in portfolios of collective investment schemes that levy their own charges, which could result in a higher fee structure for the fund of funds. The daily cut off time is 14:00 for trades and the valuation point is 17:00. Prices are published on Finswitch by 10:00 daily and are also available on request from the manager.

This is a Minimum Disclosure Document and a general investor report and should not be seen as an offer to purchase any specific product and is not to be construed as advice or guidance in any form whatsoever. Investors are encouraged to obtain independent professional investment and taxation advice. Investors can also obtain additional information on the managers' website and all price related queries or information is readily available on request.